

Substantial Savings for Future Signal Installations:

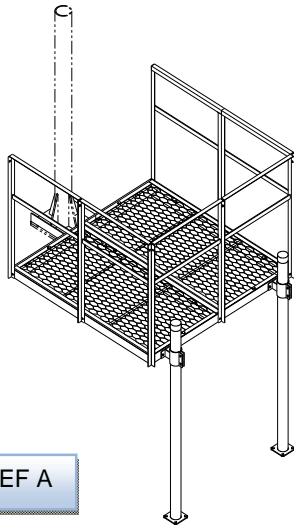

- ***INEXPENSIVE*** replacement for expensive berm wall construction
- ***EASILY INSTALLED*** on uneven ground with fully adjustable legs
- ***Provides SAFE WORK AREA*** and platform for maintainers
- ***Available in different sizes and style***



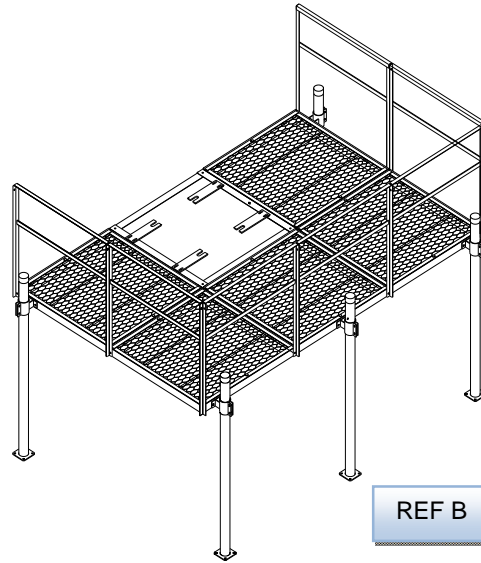
- Customized to your specifications
 - Assembled in an hour
- Many configurations are available

MLP

SAFETY PLATFORMS



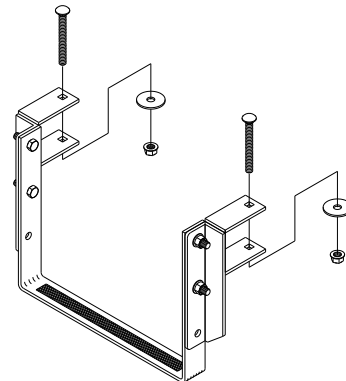
REF A



REF B



REF C



REF D

REF	J&A #	DESCRIPTION
A	280010-000	PLATFORM, SIGNAL, 6'X6'
B	280020-000	PLATFORM, EQPT CASE, 12'X8'
C	280030-000	PLATFORM, PTMW CASE, 7'X8.75'
-	260040-000	PLATFORM, SIGNAL, 4'X4' (NOT SHOWN)
D	225556-000	PLATFORM STEP, ADJUSTABLE, 16"