


GRS

SWITCH MACHINE PARTS



GEARS
0170XX



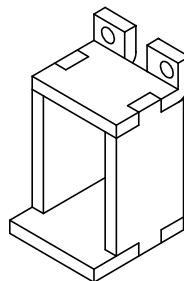
COVERS
12100X



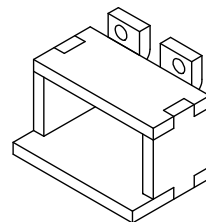
REF A



REF B-C



REF D



REF E



REF F

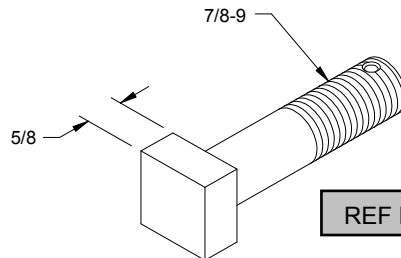
REF	J&A #	DESCRIPTION
A	121000-000	GIB, 3/4 X 2 1/2 X 2
B	033000-000	BRUSH, GRS GATE MOTOR (P85-395)
C	033001-000	BRUSH, GRS GATE MOTOR (37938-18)
D	180026-000	WEAR PLATE KIT (P85-864)
E	180028-000	WEAR PLATE KIT (P85-865)
F	110009-001	COUPLING, STRAIGHT, 3.25" (STD)
F1	110009-002	COUPLING, STRAIGHT, 2.5" (F/GM4000)
G	110027-001	LUG, DROP STYLE, 3 3/8" OS



REF G

REF	O.E.M. #	J&A #		DESCRIPTION
		BOLT ONLY	W/ HDW	
H1	P85-424G	141139-000	180154-000	7/8-9 X 3 1/2"
H2	P85-424H	141139-001	180154-001	7/8-9 X 4 1/2"
H3	P85-424I	141139-002	180154-002	7/8-9 X 5 1/2"
H4		141139-100	180154-100	7/8-9 X 3 1/2" (1 1/16 THD)

- Large inventory of GRS replacement parts
- Contact J&A Industries if your part is not listed
- We are constantly adding new parts everyday
- Delivery for non-stock items in 6-8 weeks



REF H

J&A INDUSTRIES, INC.

14 S. Ewing Street Kansas City, KS 66118 PH (913) 281-5722 (800) 748-7722 FAX (913) 281-1401