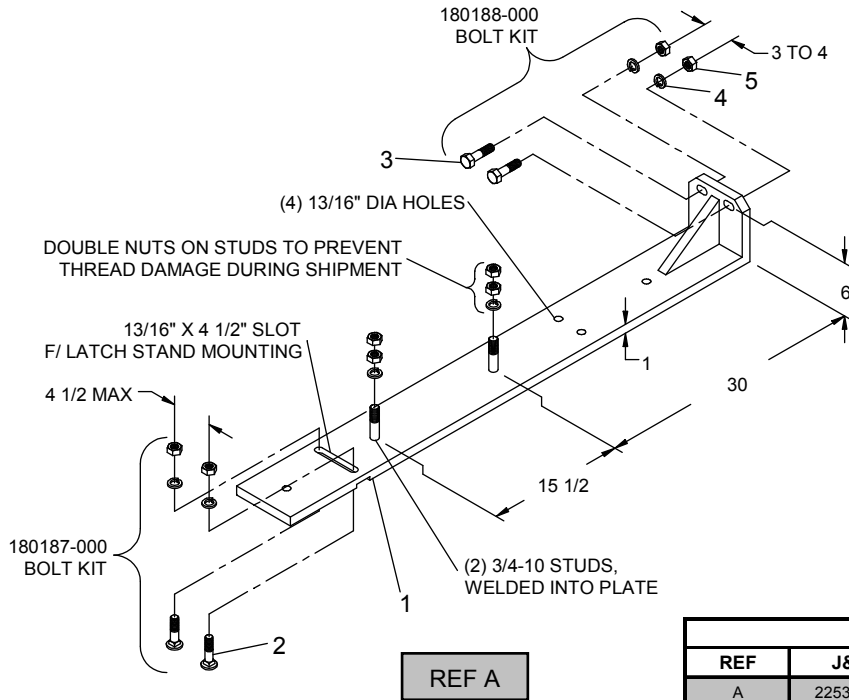
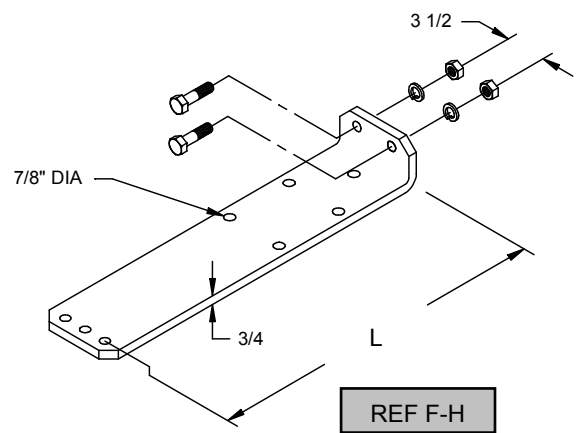
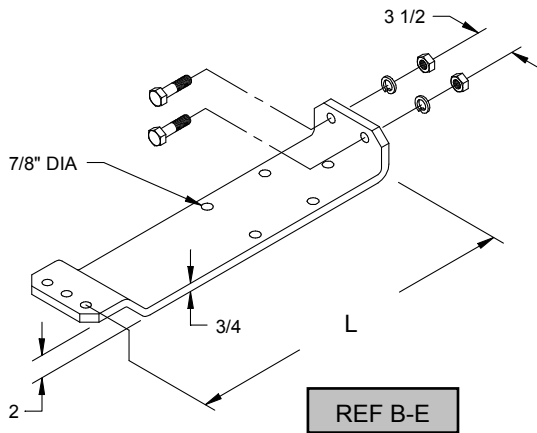


# GRS

## SWITCH PLATES



DAPPED TIE (3")		
REF	J&A #	DESCRIPTION
A	225300-000	PLATE, SWITCH MACHINE, W/ HARDWARE
1	160159-000	PLATE, SWITCH MACHINE
2	013232-616	BOLT, CARRIAGE, 3/4-10 X 2 1/2"
3	013203-648	BOLT, HEX, 3/4-10 X 3"
4	013000-010	WASHER, SPLIT LOCK, 3/4"
5	013115-010	NUT, HEAVY HEX, 3/4-10



2" OFFSET EXTENSION PLATE			
REF	J&A #	DESCRIPTION	L
B	225318-000	INCLUDES (4) 7/8" DIA. HOLES	30"
C	225318-001	(4) 7/8" DIA. HOLES OMITTED	30"
D	225318-002	INCLUDES (4) 7/8" DIA. HOLES	23 1/4"
E	225318-003	(4) 7/8" DIA. HOLES OMITTED	18"

STRAIGHT EXTENSION PLATE			
REF	J&A #	DESCRIPTION	L
F	225319-000	INCLUDES (4) 7/8" DIA. HOLES	30"
G	225319-001	(4) 7/8" DIA. HOLES OMITTED	30"
H	225319-002	(3) CENTERED 7/8" DIA HOLES	22 1/2"

### J&A INDUSTRIES, INC.

14 S. Ewing Street Kansas City, KS 66118 PH (913) 281-5722 (800) 748-7722 FAX (913) 281-1401